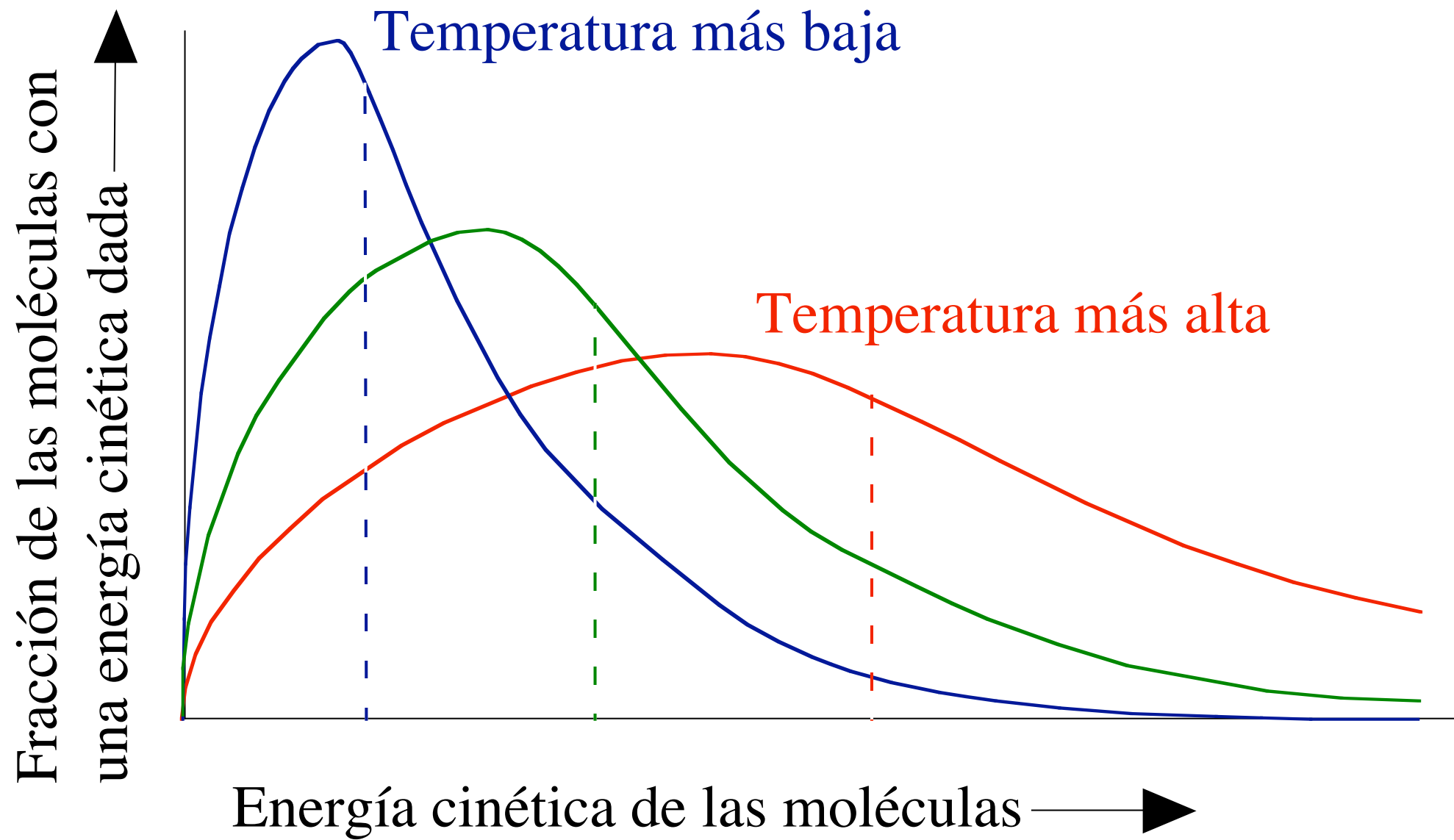
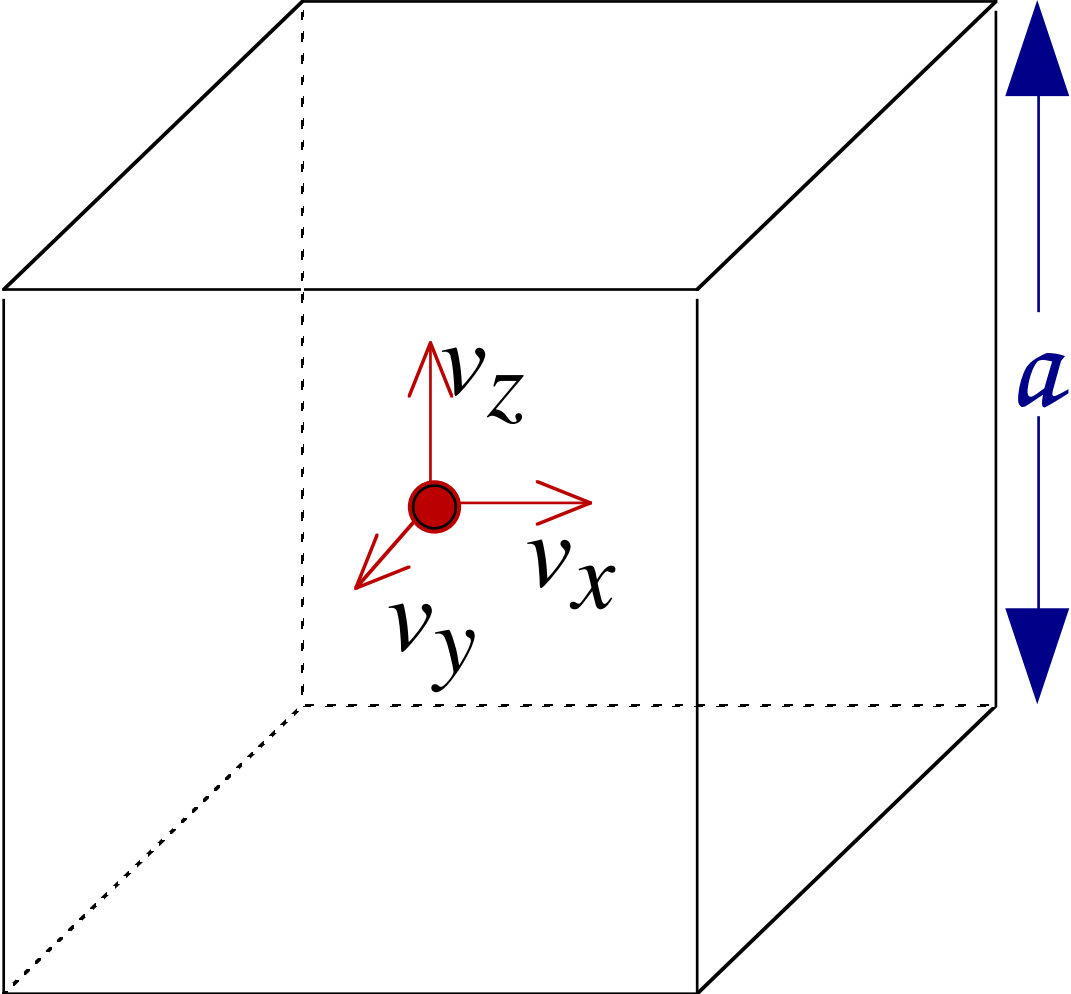


**Tabla 5.1. Densidades y volúmenes molares de algunos gases**

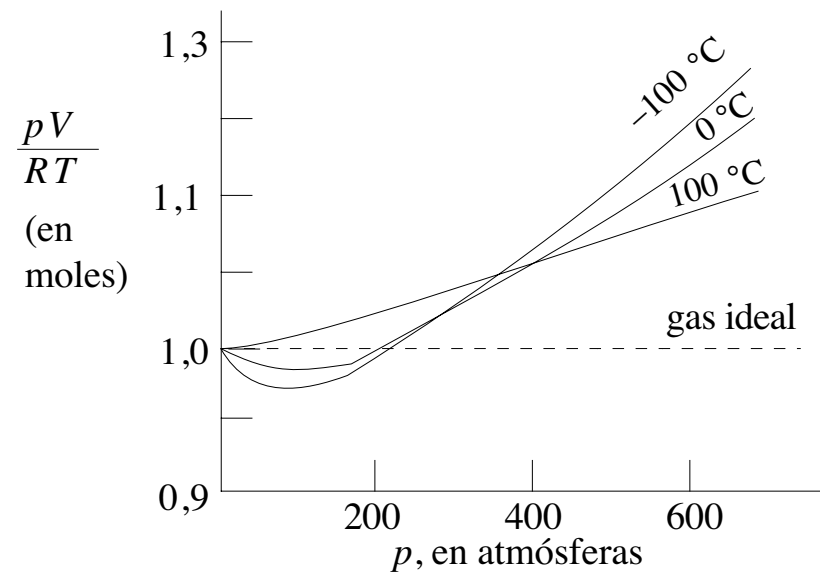
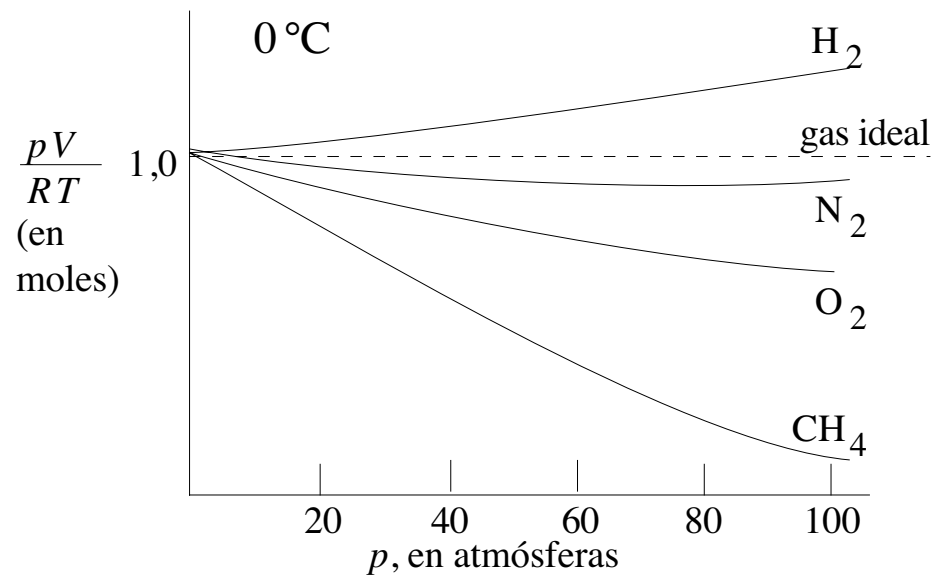
<b>Gas</b>	<b>H<sub>2</sub></b>	<b>He</b>	<b>Ne</b>	<b>N<sub>2</sub></b>	<b>O<sub>2</sub></b>	<b>Ar</b>	<b>CO<sub>2</sub></b>	<b>NH<sub>3</sub></b>
<b>Densidad (g/litro)</b>	0,090	0,178	0,900	1,250	1,429	1,784	1,977	0,771
<b>Masa molar (g/mol)</b>	2,02	4,003	20,18	28,01	32,00	39,95	44,01	17,03
<b>Volumen molar normal (l/mol)</b>	22,428	22,426	22,425	22,404	22,394	22,393	22,256	22,094





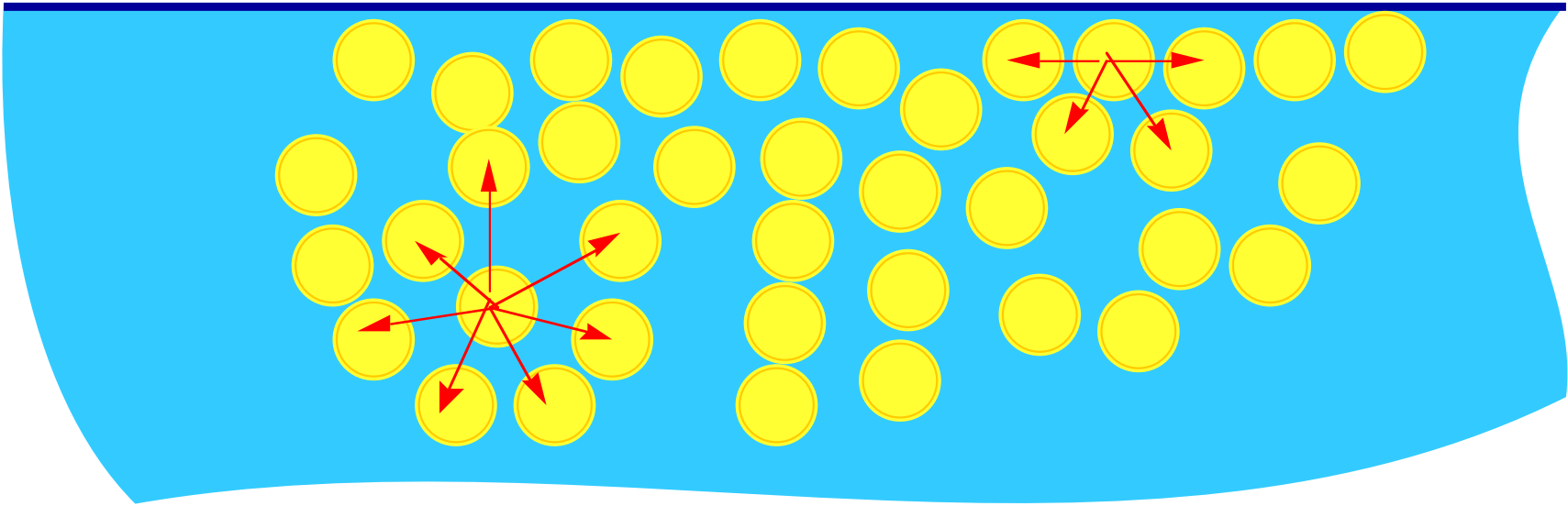
*Tabla 5.2. Capacidades caloríficas molares de algunos gases, a volumen constante*

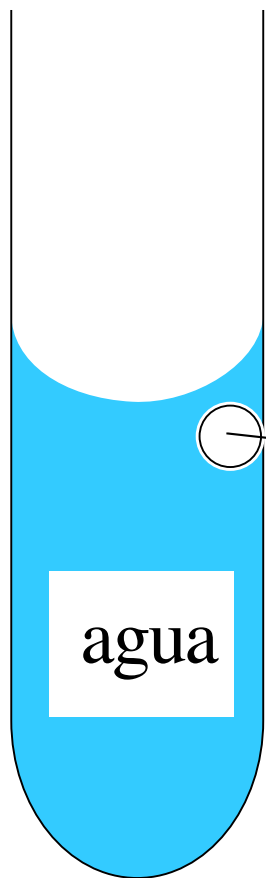
<i>Gas</i>	<b>He</b>	<b>Ne</b>	<b>Ar</b>	<b>H<sub>2</sub></b>	<b>N<sub>2</sub></b>	<b>O<sub>2</sub></b>	<b>HCl</b>	<b>CO<sub>2</sub></b>	<b>CH<sub>4</sub></b>
<i>Capacidad molar (J/mol K)</i>	12,472	12,472	12,472	20,510	20,811	21,041	20,81	28,80	27,38



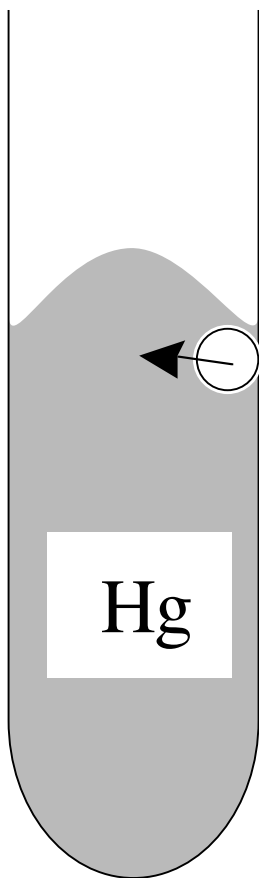
**Tabla 5.3. Constantes de Van der Waals**

<b>Gas</b>	<b>Hg</b>	<b>He</b>	<b>H<sub>2</sub></b>	<b>H<sub>2</sub>O</b>	<b>O<sub>2</sub></b>	<b>N<sub>2</sub></b>	<b>CO<sub>2</sub></b>
<b><i>a</i> (l<sup>2</sup> atm mol<sup>-2</sup>)</b>	8,09	0,0341	0,2444	5,464	1,360	1,390	3,592
<b><i>b</i> (cm<sup>3</sup> mol<sup>-1</sup>)</b>	17,0	23,70	26,61	30,49	31,83	39,12	42,67

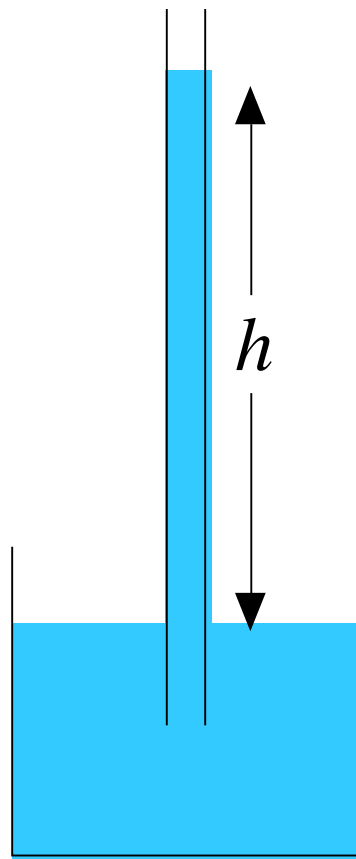




(a)



(b)



(c)